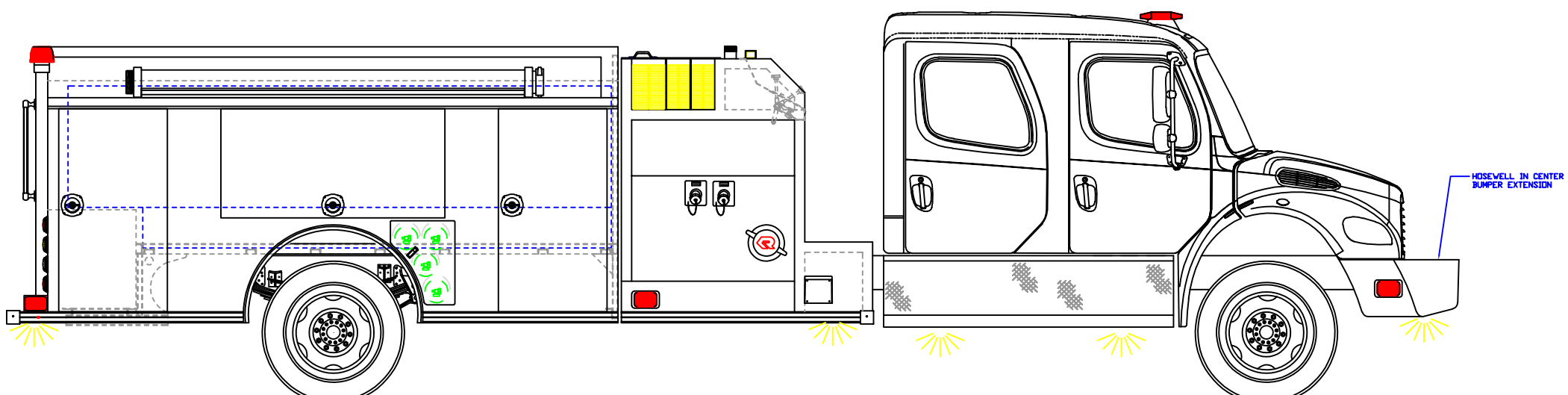
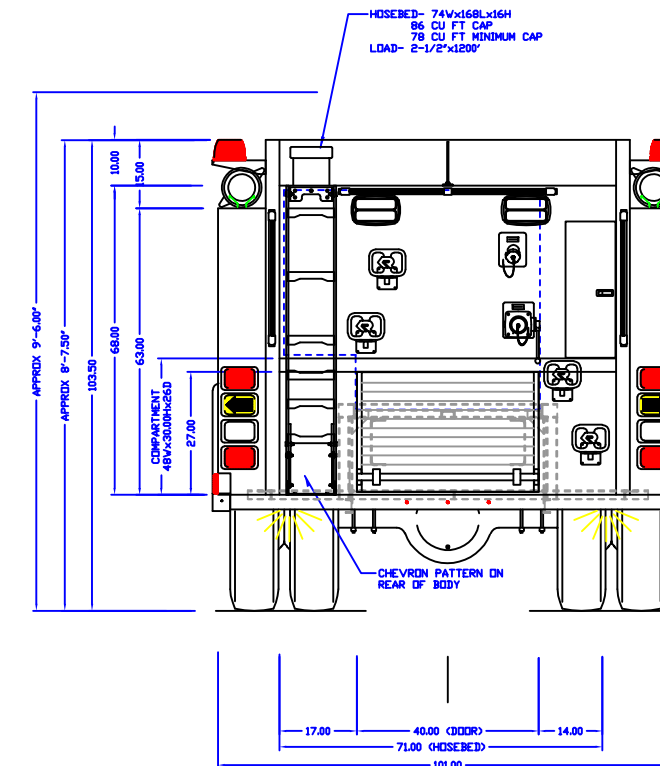
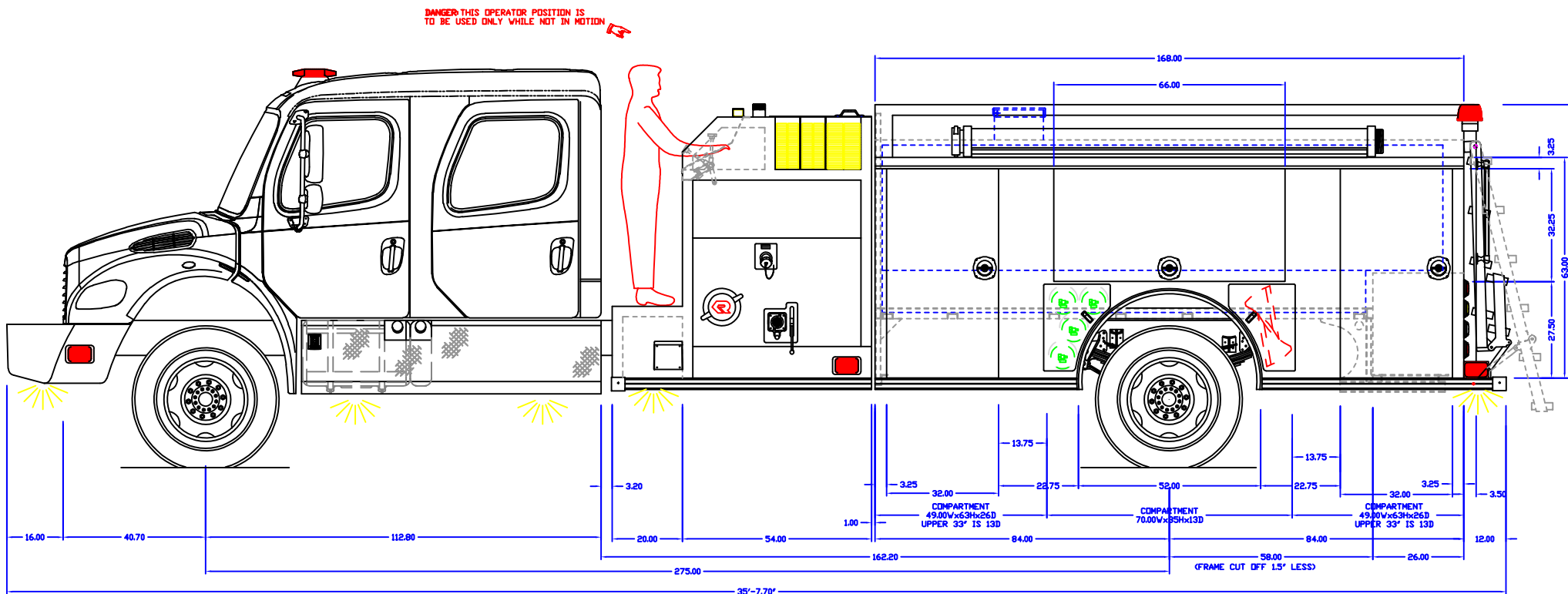


- NOTES:
1. OVERALL HEIGHT IS IN LOADED CONDITION. UNLOADED HEIGHTS MAY BE 4" ABOVE HEIGHTS SHOWN.
  2. DO NOT SCALE DRAWING.
  3. ALL DIMENSIONS ARE APPROXIMATE AND SUBJECT TO ENGINEERING CHANGES.
  4. DRAWING MAY OR MAY NOT SHOW ALL ITEMS AS DESCRIBED IN THE WRITTEN DETAIL SPECIFICATIONS.
  5. INCLUSION OF AN ITEM ON THE DRAWING DOES NOT CONSTITUTE INCLUSION OF THAT ITEM WITH THE FINAL DELIVERED UNIT.
  6. THE EFFECTIVE DOOR OPENINGS WILL BE APPROX. 2" LESS THAN THE NOTED COMPARTMENT OPENING FOR ROLL UP DOORS AND UP TO APPROX. 4" LESS FOR HINGED DOORS



APPROVED BY:

CHASSIS: FREIGHTLINER  
PUMP: HALE 1250 GPM  
TANK: POLY/1500  
PANEL MATL: LINE X

REVISED: -	DATE: -	COMP INTERIOR: SWIRL FINISH
DRAWN: WLM	DATE: 10-14-20	MAXIMUM HEIGHT NONE
PROPRIETARY AND CONFIDENTIAL THE INFORMATION CONTAINED IN THIS DRAWING IS THE SOLE PROPERTY OF ROSENBAUER. ANY REPRODUCTION IN PART OR AS A WHOLE WITHOUT THE WRITTEN PERMISSION OF ROSENBAUER IS PROHIBITED.		MAXIMUM LENGTH NONE
		BODY WIDTH 101"

COUNTRY CORNER  
VOL. FIRE DEPT., OK



ROSENBAUER FX 1/8"

DRAWING NUMBER: country coner, ok REV: -