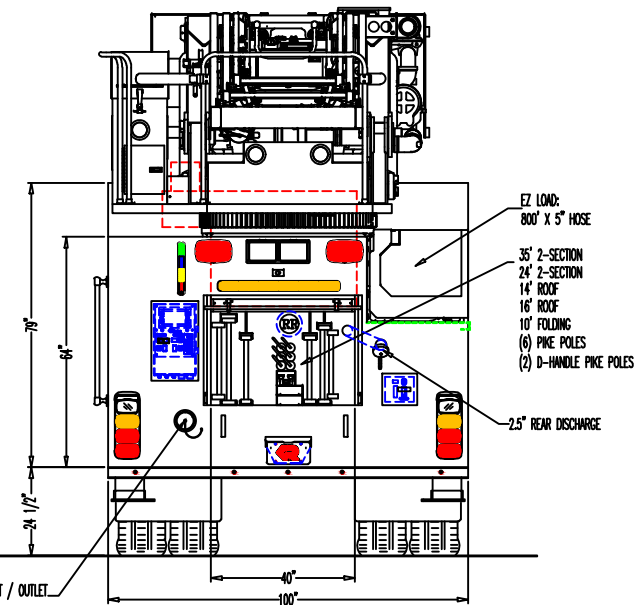
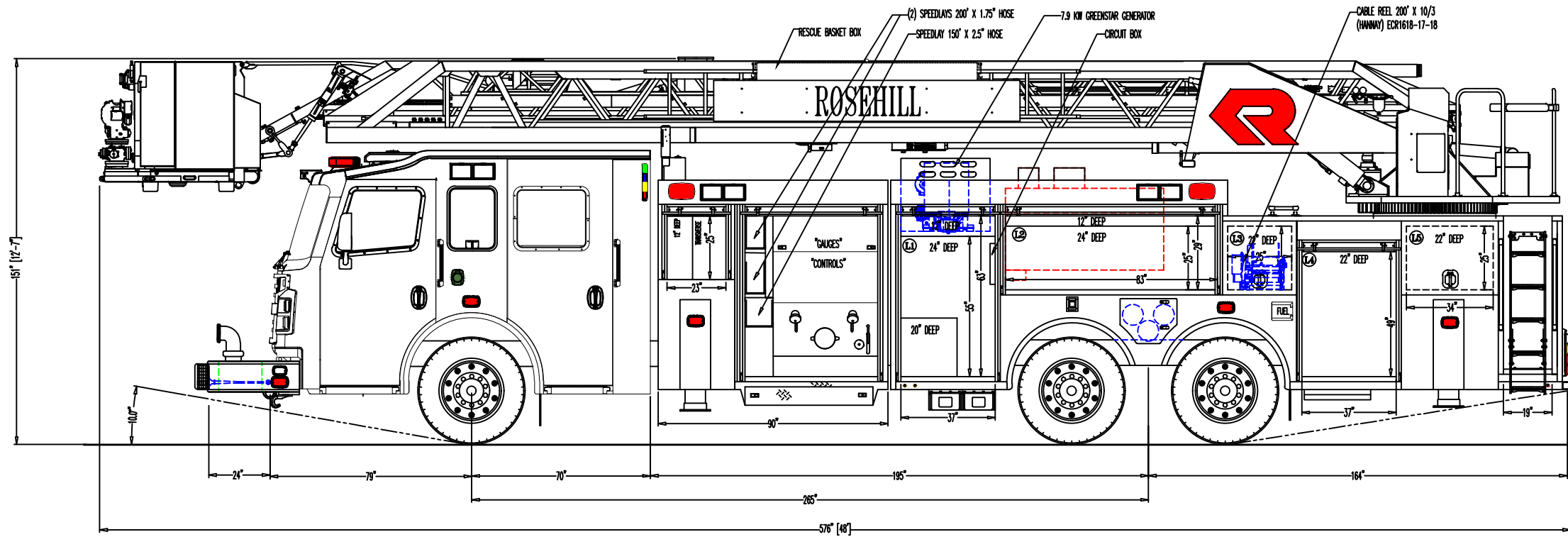
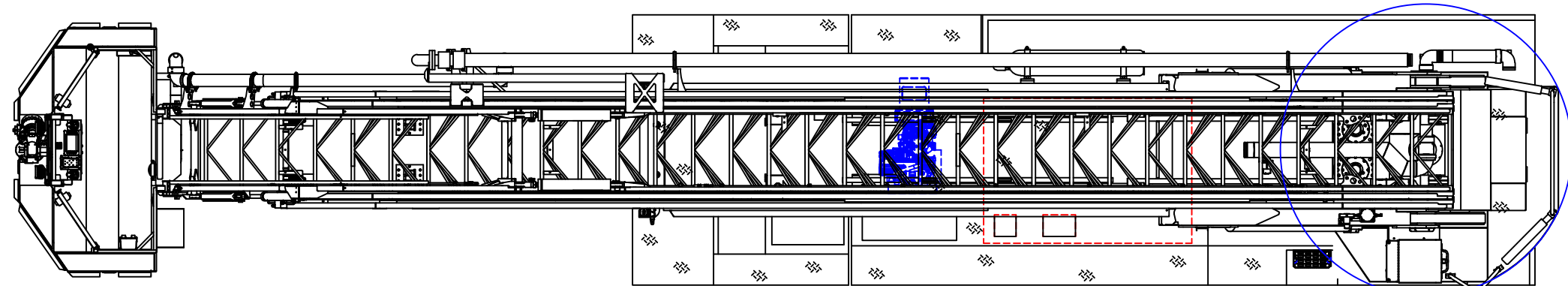


CENTER ROSEHILL 150' X 1.75" HOSE



-PROPOSED-
ROSEHILL, TX

- NOTES:
1. OVERALL HEIGHT IS IN LOADED CONDITION. UNLOADED HEIGHTS MAY BE 4" ABOVE HEIGHTS SHOWN.
 2. DO NOT SCALE DRAWING.
 3. ALL DIMENSIONS ARE APPROXIMATE AND SUBJECT TO ENGINEERING CHANGES.
 4. DRAWING MAY OR MAY NOT SHOW ALL ITEMS AS DESCRIBED IN THE WRITTEN DETAIL SPECIFICATIONS.
 5. INCLUSION OF AN ITEM ON THE DRAWING DOES NOT CONSTITUTE INCLUSION OF THAT ITEM WITH THE FINAL DELIVERED UNIT.

REVISID: - DATE: -
 REVISID: - DATE: -
 REVISID: - DATE: -
 DRAWN: CRL DATE: 04-16-2021 (P7870-06)

APPROVED BY:

PROPRIETARY AND CONFIDENTIAL
 THE INFORMATION CONTAINED IN THIS DRAWING IS THE SOLE PROPERTY OF ROSENBAUER. ANY REPRODUCTION IN PART OR AS A WHOLE WITHOUT THE WRITTEN PERMISSION OF ROSENBAUER IS PROHIBITED.

MAXIMUM HEIGHT	N/A	CHASSIS: ROSENBAUER R7008
MAXIMUM LENGTH	N/A	PUMP: HALE QMAX 2000 GPM
BODY WIDTH	100"	TANK: POLY 300 / 20
		TYPE: SIDEMOUNT AERIAL
		AERIAL: 100-3 XS KING COBRA



ROSENBAUER EXT

JOB NUMBER	DRAWING NUMBER	REV
-	P8037	01